

Zambia National Malaria Control Programme: Enumeration Activities District Summary Report

District: **Katete**
Date of last enumeration **22-Apr-09**

	<i>2007</i>	<i>2008</i>	<i>2009</i>	<i>Total</i>
Enumeration results: Demography				
Households (HHs)			14,442	14,442
Structures enumerated			23,178	23,178
Structures per HH enumerated			1.6	
Sleeping spaces			30,441	30,441
Sleeping spaces per HH enumerated			2.1	
Houses with no respondents			666	666
Houses with no structure/room count			2	2
Percent of HHs enumerated (%)			0.0	
Total population			62,316	62,316
Children under age five			11,609	11,609
Average population per HH			4.3	
Enumeration results: Mosquito nets				
Mosquito nets reported			16,833	16,833
Mosquito nets per HH			1.2	
Mosquito nets per sleeping space			0.6	
Percent of HHs with at least 1 net (%)			70.4	
Enumeration results: Indoor residual spraying (IRS)				
Rooms enumerated			46,722	46,722
Rooms with plastered surfaces			10,431	10,431
Households sprayed < 12 months			6,482	6,482
Percent HHs sprayed < 12 months (%)			47.1	
Average numbers months ago HH sprayed			5.3	
Enumeration results: Household received IEC materials				
Percent HHs receiving IRS brochure (%)			1.9	
Percent HHs receiving ITN brochure (%)			9.2	
Enumeration results: Community health worker (CHW) visits				
CHW Visit			358	358
Percent HHs reporting visits by CHW (%)			2.6	

Figure 1: Household enumeration activities by mosquito net availability

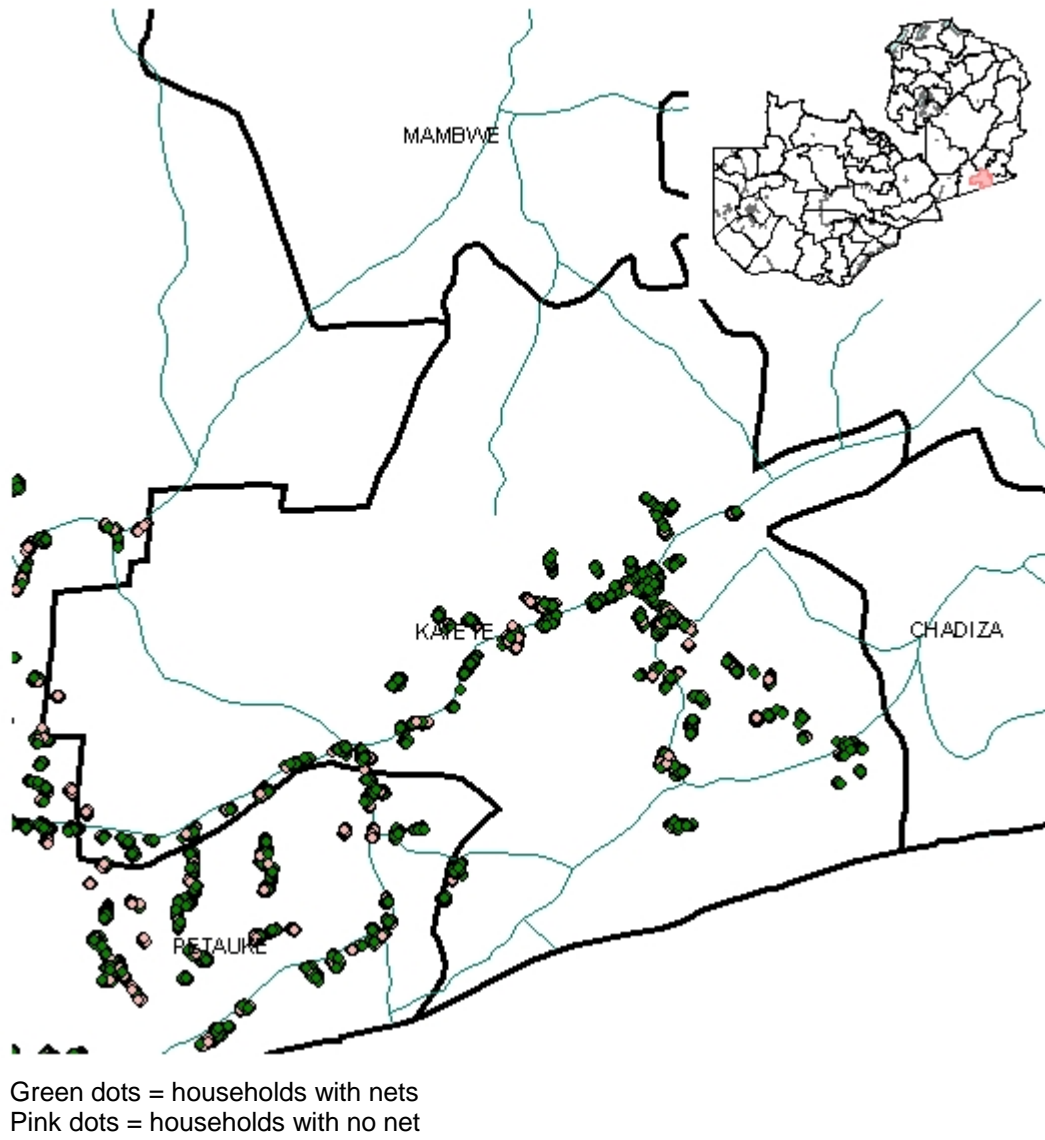
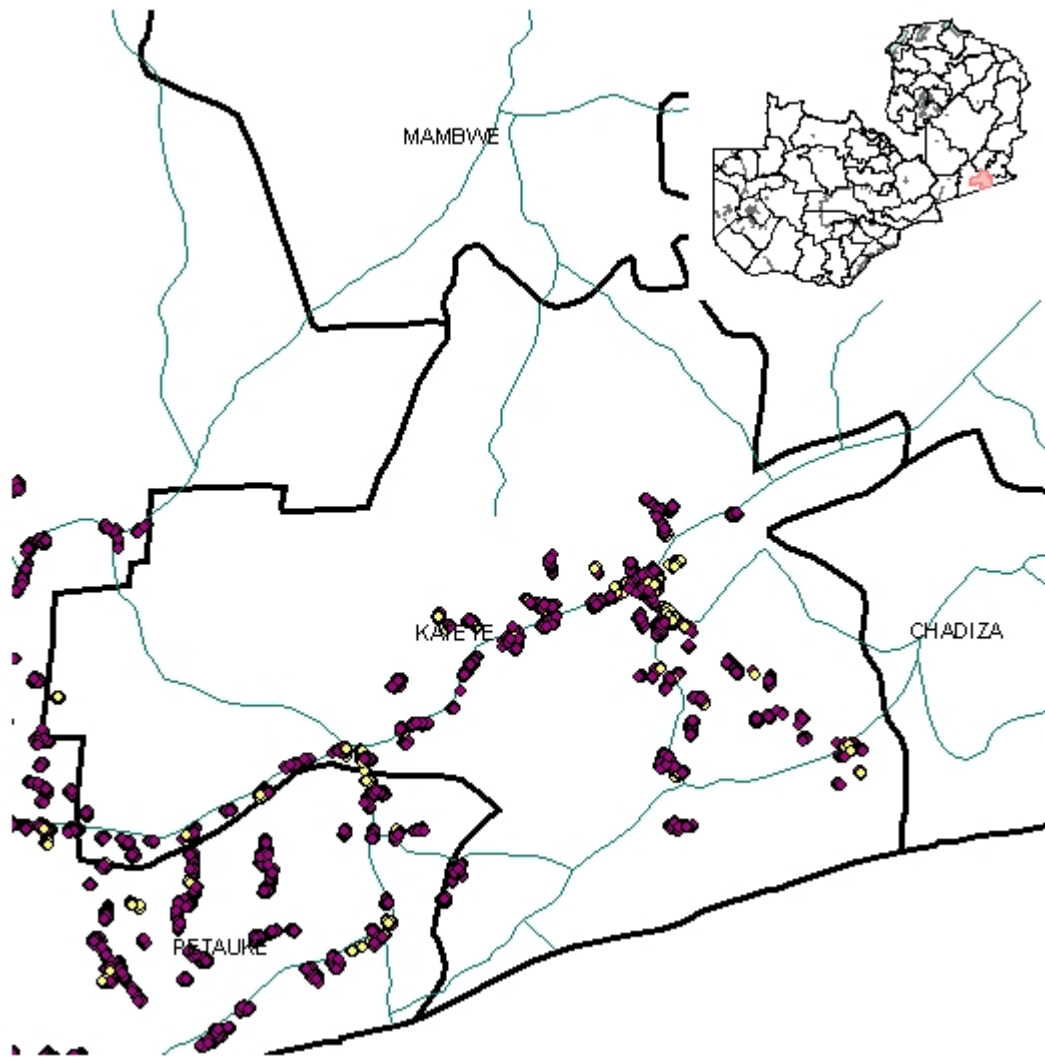
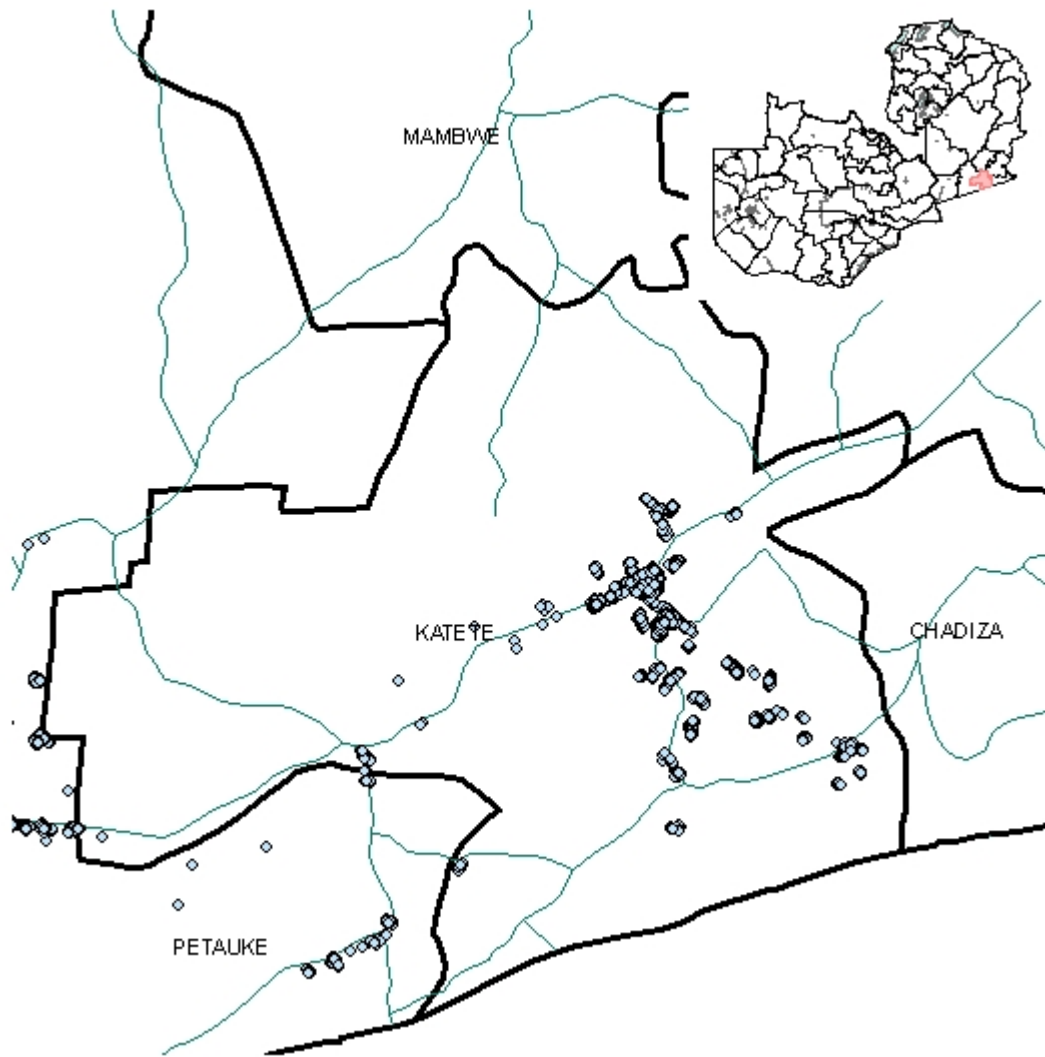


Figure 2: Household enumeration activities by plastered wall surfaces



Yellow dots = households with any plastered wall surfaces
Purple dots = households with no plastered wall surfaces

Figure 3: Households enumeration reported sprayed in the previous 12 months



Blue dots = houses reported sprayed within the previous 12 months

Indicator definitions

Enumeration results: Demography

Households (HHs)

The total number of enumerated households.

Structures enumerated

The total number of structures reported for each household.

Structures per HH enumerated

The average number of structures enumerated per household.

Sleeping spaces

The total number of sleeping spaces reported by the household respondents.

Sleeping spaces per HH enumerated

The average number of sleeping spaces structures enumerated per household.

Houses with no respondents

The total number of households with no respondent or where no information on number of people living in the household was available.

Houses with no structure/room count

The total number of households with no information on number of structures or rooms available.

Percent of HHs enumerated (%)

The percentage of total number of households with no information on number of structures or rooms was available. The denominator is the total number of enumerated households.

Total population

The total population reported among households with a respondent.

Children under age five

The total number of children under five reported living in the household among households with a respondent.

Average population per HH

The average population per household among households with a respondent.

Enumeration results: Mosquito nets

Mosquito nets reported

The total number of mosquito nets reported available in households with a respondent.

Mosquito nets per HH

The average number of mosquito nets per household among households with a respondent.

Mosquito nets per sleeping space

The average number of mosquito nets available per sleeping space among households with a respondent.

Percent of HHs with at least 1 net (%)

The percentage of households with at least one mosquito net among households with a respondent.

Enumeration results: Indoor residual spraying (IRS)

Rooms enumerated

The total number of rooms reported for each household.

Rooms with plastered surfaces

The total number of rooms with plastered wall surfaces reported for each household.

Households sprayed < 12 months

The total number of households reported to have been sprayed within the past 12 months among households with a respondent.

Percent HHs sprayed < 12 months (%)

The percentage of households reported to have been sprayed within the past 12 months among households with a respondent. The denominator is the total number of households with a respondent.

Average numbers months ago HH sprayed

The average number of months ago the households were reported to have been sprayed among households with a respondent.

Enumeration results: Household received IEC materials

Percent HHs receiving IRS brochure (%)

The percentage of households reporting that an IRS brochure was received among households with a respondent. The denominator is the total number of households with a respondent.

Percent HHs receiving ITN brochure (%)

The percentage of households reporting that an ITN brochure was received among households with a respondent. The denominator is the total number of households with a respondent.

Enumeration results: Community health worker (CHW) visits

CHW Visit

Households reporting a CHW has ever visited their household

Percent HHs reporting visits by CHW (%)

The percentage of households reporting a CHW has ever visited their household. The denominator is the total number of households with a respondent.